

# FLOS

09.0045.30B White

## Thin LED 404 mm

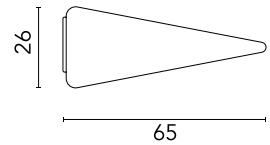
Designed by FLOS Architectural, 2015



Wall application luminaire for indirect lighting with LED. Remote transformer not included.

Are you a professional and your project needs consulting and support?

[BOOK AN APPOINTMENT](#)




### Main specifications

Mounting	Wall surface
Environments	Indoor dry location
LED type	Top LED
Lamp category	LED
Iicos	No
Number of heads	1
Power (W)	6.8
Source flux (lm)	711
System flux (lm)	621


### Physical

Colour	White
Trim	No
Orientation	Fixed
Length (mm)	404
Net weight (kg)	0.30
IP internal	20
IP external	20

### Download

[Mounting instructions](#)  PDF

### Photometric Files

[LDT / IES](#)  ZIP

### Technical Drawings

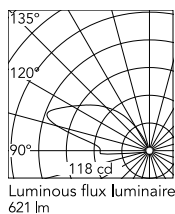
[2D](#)  ZIP

[3D](#)  ZIP

[Bim](#)  ZIP



## Schematic light drawing



Beam Angle: 43°

h(m)	E(lx)	D(m)
1	118	6.46
2	30	12.92
3	13	19.38
4	7	25.84
5	5	32.30

Luminous flux Luminaire  
621 lm

### Photometric

Lighting type	Indirect
Light distribution	Asymmetric
CCT (K)	3000
CRI>	90
Beam angle C0-180 (°)	101
Beam angle C90-270 (°)	43

### Electrical

Insulation class	III
Main voltage (Vac)	24.00
Driver	Remote excluded
Dimmable	No
Dimming type	Non Dimmable, Dimmable 1-10V, Dimmable DALI 1
Emergency type	No

### Notes

16 LEDs

## Accessories & Power Supply



REQUIRED  
Power supply

Electrical

60.9089

Electronic transformer with constant voltage (24V) for LED. 100/240V. 60W



REQUIRED  
Power supply

Electrical

60.9681

Remote power supply. Dimmable through 0-1/10V protocol. 24V. Dimming range 10-100%



REQUIRED  
Power supply

Electrical

60.9683

Remote power supply. Dimmable through Casambi protocol. 24V. Dimming range 10-100%



REQUIRED  
Power supply

Electrical

60.9880

Remote power supply. Dimmable through DALI protocol. 24V. Dimming range 10-100%. Minimum load 20W



REQUIRED  
Power supply

Electrical

60.9881

Mains Dimming, 24Vdc continuous voltage power supply 60W, 220/240V - 50/60Hz