


FLOS

09.0120.BZB Anodized Bronze

Thin LED 1201 mm

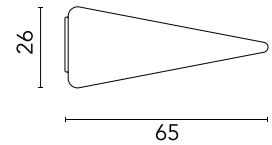
Designed by FLOS Architectural, 2015



Wall application luminaire for indirect lighting with LED. Remote transformer not included.

Are you a professional and your project needs consulting and support?

[BOOK AN APPOINTMENT](#)



Main specifications

Mounting	Wall surface
Environments	Indoor dry location
LED type	Top LED
Lamp category	LED
Ilcos	No
Number of heads	1
Power (W)	23.9
Source flux (lm)	2450
System flux (lm)	2173

Physical

Colour	Anodized Bronze
Trim	No
Orientation	Fixed
Length (mm)	1201
Net weight (kg)	0.90m
IP internal	20
IP external	20

Download

[Mounting instructions](#) PDF

Photometric Files

[LDT / IES](#) ZIP

Technical Drawings

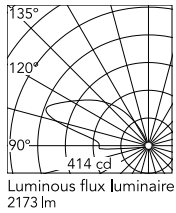
[2D](#) ZIP

[3D](#) ZIP

[Bim](#) ZIP



Schematic light drawing



Beam Angle: 43°

h(m)	E(lx)	D(m)
1	414	6.46
2	104	12.92
3	46	19.38
4	26	25.84
5	17	32.30

Photometric

Lighting type	Indirect
Light distribution	Asymmetric
CCT (K)	3000
CRI>	90
Beam angle C0-180 (°)	101
Beam angle C90-270 (°)	43

Electrical

Insulation class	III
Main voltage (Vac)	24.00
Driver	Remote excluded
Dimmable	No
Dimming type	Non Dimmable, Dimmable 1-10V, Dimmable DALI 1
Emergency type	No

Notes

55 LEDs

Accessories & Power Supply



REQUIRED
Power supply

Electrical

60.9089

Electronic transformer with constant voltage (24V) for LED. 100/240V. 60W



REQUIRED
Power supply

Electrical

60.9681

Remote power supply. Dimmable through 0-1/10V protocol. 24V. Dimming range 10-100%



REQUIRED
Power supply

Electrical

60.9683

Remote power supply. Dimmable through Casambi protocol. 24V. Dimming range 10-100%



REQUIRED
Power supply

Electrical

60.9880

Remote power supply. Dimmable through DALI protocol. 24V. Dimming range 10-100%. Minimum load 20W



REQUIRED
Power supply

Electrical

60.9881

Mains Dimming, 24Vdc continuous voltage power supply 60W, 220/240V - 50/60Hz