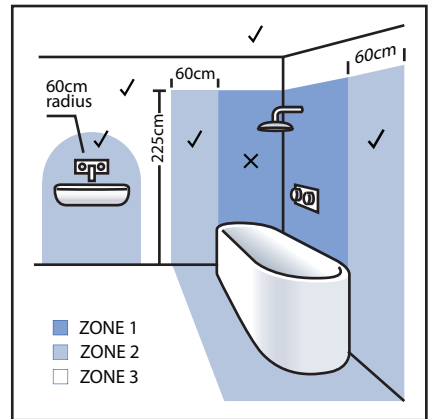
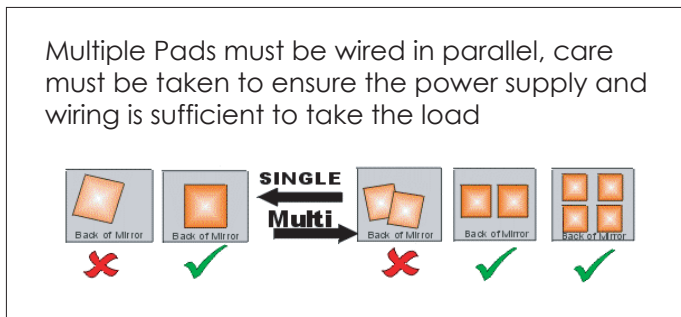
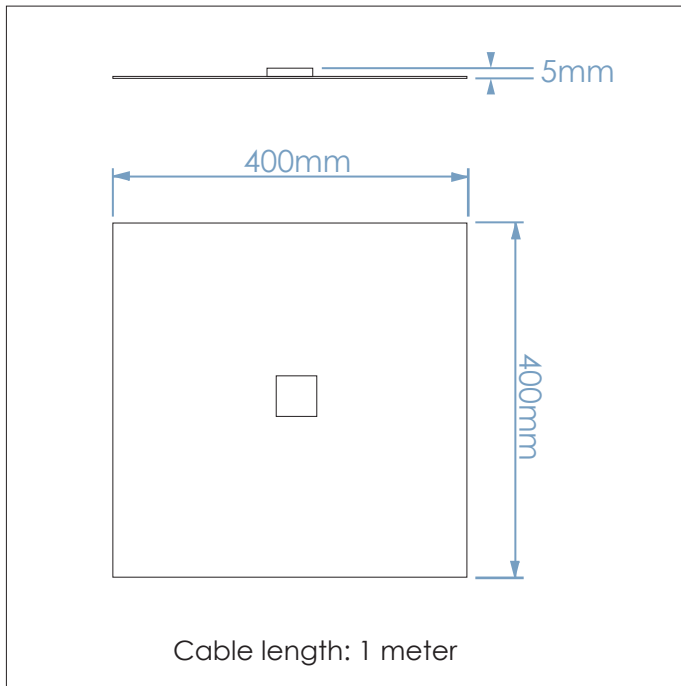


# 1546 De-mister Pad



**Installation Instructions:**

1. Lay the de-mister pad out flat for at least 3 hours in a warm room.
2. Ensure the back of the mirror is clean
3. Partially remove the white release paper from the rear of the heater pad
4. Apply the pad to the back of the mirror making sure it is correctly aligned
5. Slowly roll down the mirror so as not to trap any air.
6. You may need to create a small void in the wall behind the mirror to allow clearance for the connector block.



Astro Lighting Ltd.  
G2 River Way,  
Harlow,  
Essex,  
CM20 2DP  
Great Britain

tel: +44 (0) 1279 427001  
fax: +44 (0) 1279 427002  
email: sales@astrolighting.co.uk  
www.astrolighting.co.uk