

# FLOS

05.2148.14ADA Black/Black/Steel

## Light Shadow Surface Dali Version 4 Spots Optic Spot NEW

Designed by FLOS Architectural

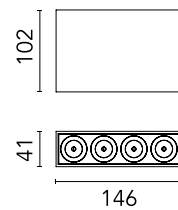


LED - Power LED - 10.8W - 800lm - 3000K - CRI> 90 - Beam° 12

Surface luminaire with 4 LED lighting spots. Power source 220-240V incorporated.

Are you a professional and your project needs consulting and support?

[BOOK AN APPOINTMENT](#)



### Main specifications

Mounting	Surface
Environments	Indoor dry location
LED type	Power LED
Lamp category	LED
Number of heads	1
Power (W)	10.8
Source flux (lm)	1140
System flux (lm)	800

### Physical

Colour	Black/Black/Steel
Orientation	Fixed
Length (mm)	146
Net weight (kg)	0.8
Package height (mm)	6
Package width (mm)	13
Package length (mm)	21
IP internal	44

### Download

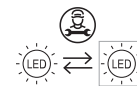
Mounting instructions [↓ PDF](#)

### Photometric Files

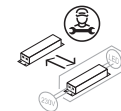
LDT / IES [↓ ZIP](#)



### Ecodesign and Energy Labelling

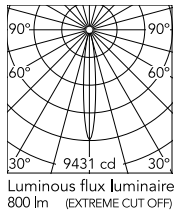


Replaceable (LED only) light source by a professional



Replaceable control gear by a professional

## Schematic light drawing



### Photometric

Lighting type	Direct
Light distribution	Symmetric
CCT (K)	3000
CRI>	90
LED Life / Failure Ratio	L80B50
Beam angle C0-180 (°)	12
Beam angle C90-270 (°)	12

### Electrical

Insulation class	I
Frequency (Hz)	50/60
Main voltage (Vac)	220
Alternating current voltage (Vac)	230
Forward voltage (V)	12
LED voltage Vf (Vdc)	12
Driver	Integrated
Dimmable	Yes
Dimming type	Dimmable DALI 1